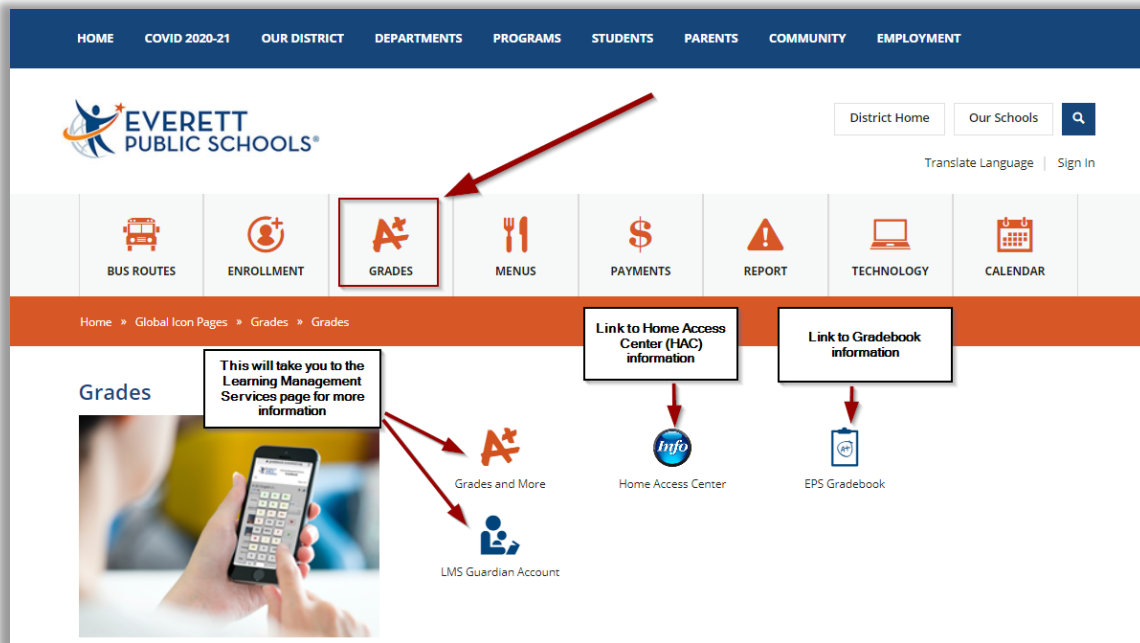


Gradebook and Home Access Center information for Secondary Students

To sign into Gradebook, go to the Everett Public Schools' website: www.everettsd.org and click on the **A+ Grades** tab.



This will bring you to the [Grades](#) webpage where you can choose to access information and sign-in link for **Home Access Center**, **EPS Gradebook** or choose to access more information from Learning Management Services by clicking **LMS Guardian Account** or **Grades & More**.





Gradebook

Gradebook offers parents and students online access to real-time information about how students are doing in school. Guardians may set up weekly email notifications each semester to alert them of missing assignments or an alert to notify them if their student's grade falls below a certain threshold.

Log in using your guardian account. Usernames are system generated upon registration for all guardians who have web access marked in the student database. The standard format for guardian usernames are **First Initial.Last name**

Sample:

Guardian: John Doe

Username: J.Doe or J.Doe1 (if multiple J.Doe accounts exist)

Forgot your password? If you set up your challenge questions, you can utilize the Forgot Password option on the Login page*.

EVERETT PUBLIC SCHOOLS Learning Management Services Gradebook

J.Doe

Password

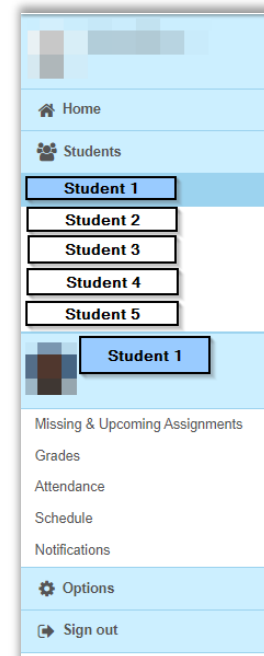
Sign in

Forgot Password?

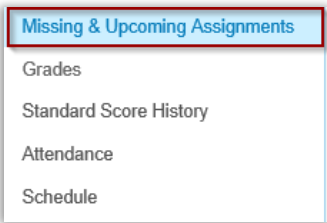
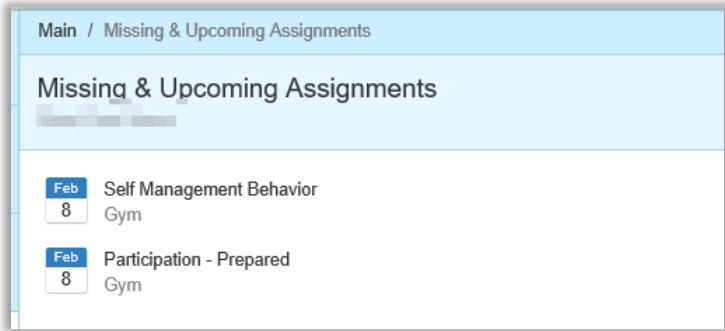
*If you do not know your username and password, please email LMS@everettsd.org using your email on file at the school. Please include the name(s) of all your students, your name and relationship to the student(s). Upon receipt of the email, LMS will verify that you have web access allowed and reset your password.

Once logged in, you will see the following menu. If all of your students are correctly linked under one username, you will see them in a list on the left. Clicking the student name will toggle the information to that specific student.

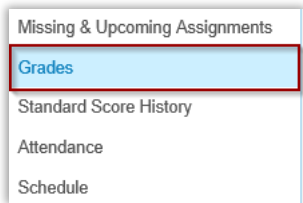
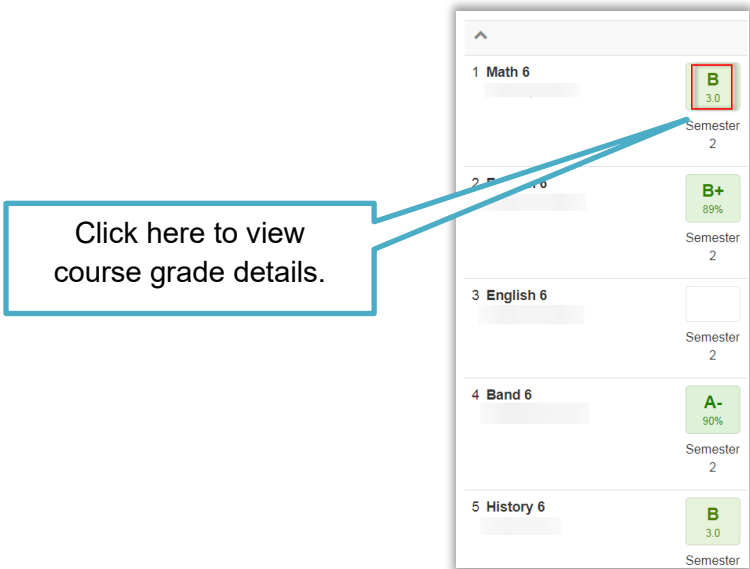
If using a mobile device, you may need to go to the triple bar menu icon to see the menus.



Missing and Upcoming Assignments menu – provides a list of missing and upcoming assignments.



Grades menu - provides student grades and details such as classwork, home assignments, assessments, etc.



Assignment page includes the overall grade, categories, points earned for each classwork. At the top right corner, you will find the student's current grade. If a teacher uses weighted categories, a pie chart representing the category weight will show up in the "Categories" section.

English 6 2

Semester 2

Click on the envelope icon to email the teacher.

Overall grade for the grading term.

B+89%

GB Assignments

Attendance

Narrative

Categories

classwork/homework

605 / 709

35% of grade

B85%

assessments/papers

145.6 / 160

65% of grade

A-91%

GB Assignments

Jun16

Walk Two Moons essay - Ideas assessments/papers

20max 20

A100%

Jun16

Walk Two Moons essay - Structure assessments/papers

18max 20

A-90%

Jun16

Walk Two Moons essay - Use of Language assessments/papers

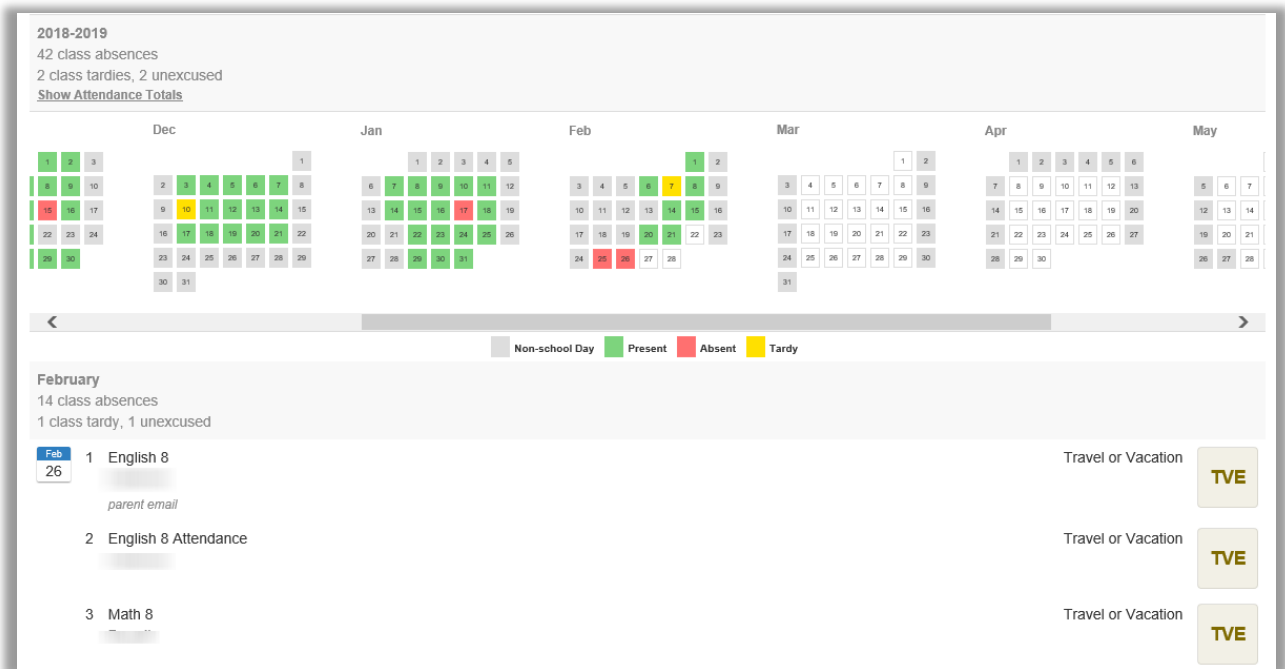
18max 20

A-90%

Updated: November 2020

4

Attendance menu – provides attendance information. Red and yellow colors indicate an attendance has been entered. Clicking on the colored date in the calendar view will take you to the absence detail.



Schedule menu – provides a list of classes scheduled for the current semester.

Schedule

1 English 8
ENG892 / 1

2 English 8 Attendance
ENG892ATT / 1

3 Math 8
MTH802 / 5

4 History 8
HIS802 / 2

5 Spanish 1
WLA132 / 4

6 Science 8
SCI808 / 5

7 Select Choir
MUS906 / 1

Click on the envelope icon to email the teacher.

Notifications menu – enables the ability to subscribe to a weekly email alert for missing assignments each semester. You must have an email on file at the school to use this option.

Because notifications are tied to a schedule, you will need to update your email notification preferences each semester. Set a calendar reminder for mid-September and mid-February each year to update your notification subscription preferences in Gradebook.

The screenshot shows the 'Notifications' interface with several sections and callouts:

- General Notifications**
 - Missing Assignments**: Includes a callout 'Select the day(s) you want to get the assignment notifications.' pointing to a day selector (S, M, T, W, T, F, S) and a 'None Weekdays All Week' button. Another callout 'Click on this button to turn on the email feature. This email is pre-set to the email registered with the school.' points to a toggle switch.
 - Assignments**: Includes a callout 'Click on this button to turn on the email feature. This email is pre-set to the email registered with the school.' pointing to a toggle switch.
- Class Notifications**
 - English 8 (1)**: Includes a callout 'Select a grade threshold for each class in which you want an alert regarding the class grade. Example: If you want to know when the math grade drops to a C; check Math and then select C from the pull-down menu.' pointing to a dropdown menu showing 'C / 75'.
 - English 8 Attendance (2)**: Includes a callout 'Select a grade threshold for each class in which you want an alert regarding the class grade. Example: If you want to know when the math grade drops to a C; check Math and then select C from the pull-down menu.' pointing to a dropdown menu showing 'C / 75'.
 - Math 8 (3)**: Includes a callout 'Select a grade threshold for each class in which you want an alert regarding the class grade. Example: If you want to know when the math grade drops to a C; check Math and then select C from the pull-down menu.' pointing to a dropdown menu showing 'C / 75'.
 - History 8 (4)**: Includes a callout 'Select a grade threshold for each class in which you want an alert regarding the class grade. Example: If you want to know when the math grade drops to a C; check Math and then select C from the pull-down menu.' pointing to a dropdown menu showing 'A / 95'.
 - Spanish 1 (5)**: Includes a callout 'Select a grade threshold for each class in which you want an alert regarding the class grade. Example: If you want to know when the math grade drops to a C; check Math and then select C from the pull-down menu.' pointing to a dropdown menu showing 'A / 95'.

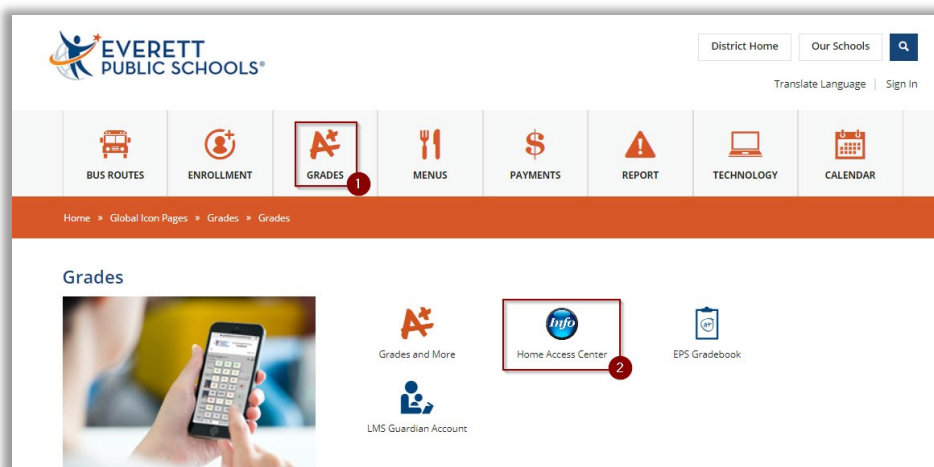
Click on “Save” button when done to keep your changes.

Home Access Center (HAC)

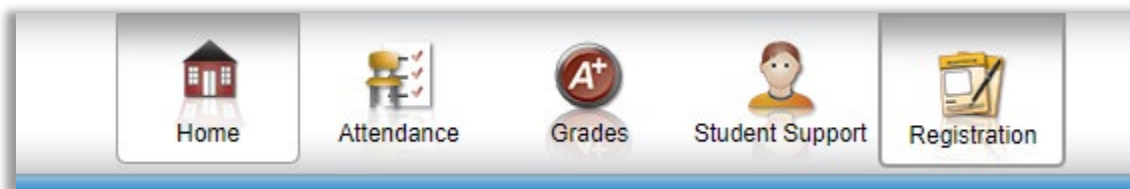


HAC allows all students and parents to see transportation information, attendance, current year report cards, district and state assessments, discipline, IEP plan, update their own phone or email information, as well as enroll new students and updating student information.

To sign into HAC, go to Everett Public Schools' website: www.everettsd.org and click on the **A+ Grades** tab, then [Home Access Center](#).



Once signed into [HAC](#), you will see there are multiple tabs of information.



Home tab will show useful school links.



Attendance tab will show the attendance records. Days which contain an absence will be color coded.



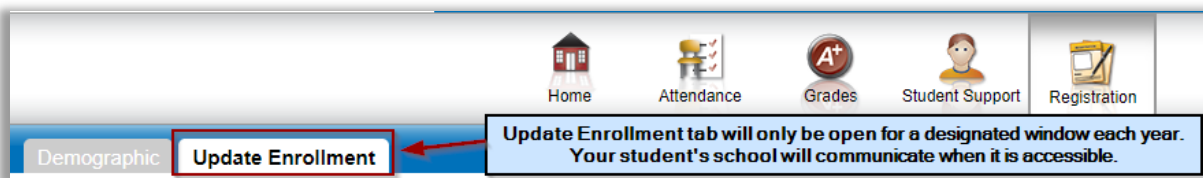
Grades tab will show for middle and high school students: current year interim progress reports, current year report cards, district and state test scores and transcripts. For elementary students, parents will see district and state test scores. Information about assessments can be found on the website at [Assessment Information and Resources](#)



Student Support tab will show discipline and IEP information.



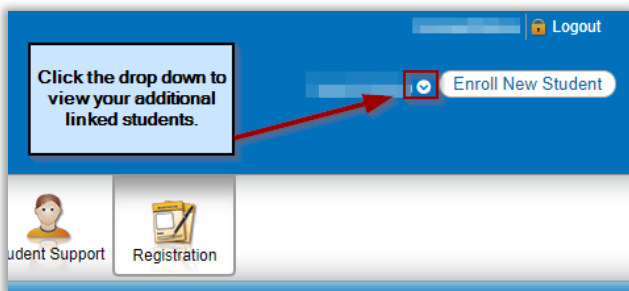
Registration tab will show basic student demographics, transportation and your contact information. You can update your email and phone number in the contact section. During a designated window each school year, there is an additional tab to update your student's information.



In the upper right corner, there will be a button to **Enroll New Student**. Click this button to link to Everett Public Schools' Online Enrollment Portal.



If you have multiple students linked to you, you can toggle to another student by opening the drop-down menu (to the right of the student name in the upper right corner) and choosing a different student name.



If you do not see one of your students on the drop-down menu, contact LMS@everettsd.org and request the student to be linked to your existing username. Please remember to use or include your email on file at the school, the names of all your students, and your relationship to them.